Goodyear Truck Tyre Inflation Table

TRUCKS, TRACTORS AND BUSES

Rim	Size	Load Index Single	Load Index Dual	Axle Load (kg) Single	Axle Load (kg) Dual	Recom. inflation at max. load (bar)	Single Dual	Load Index	Maximum load (kg) at various tire inflations (bar) 5.0	5.5	6.0	6.5	7.0	7.5	8.0	8.5	9.0
17.5”	7R17.5	108	107	2000	3900	5	s	108	**2000**								
							d	107	**3900**								
	8R17.5	117	116	2570	5000	6	s	117	2230	2400	2570						
							d	116	4330	4670	5000						
	8.5R17.5	121	120	2900	5600	6,25	s	121	2430	2620	2810						
							d	120	4690	5060	5420						
	9.5R17.5	129	127	3700	7000	7,5	s	129	2680	2890	3100	3300	3510	**3700**			
							d	127	5070	5470	5860	6250	6630	**7000**			
	10R17.5	134	132	4240	8000	8	s	134	2920	3150	3370	3600	3820	4030	**4240**		
							d	132	5500	5930	6360	6780	7190	7600	**8000**		
	205/75R17.5	124	122	3200	6000	7,5	s	124	2320	2500	2680	2860	3030	**3200**			
							d	122	4340	4690	5020	5360	5680	**6000**			
		126	124	3400	6400	7,5	s	126	2460	2660	2850	3040	3220	**3400**			
							d	124	4630	5000	5360	5710	6060	**6400**			
	215/75R17.5	126	124	3400	6400	7	s	126	2600	2810	3010	3210	**3400**				
							d	124	4890	5280	5660	6040	**6400**				
	225/75R17.5	129	127	3700	7000	7,25	s	129	2750	2970	3190	3400	3600				
							d	127	5210	5620	6020	6420	6810				
	235/75R17.5	132	130	4000	7600	7,75	s	132	2820	3050	3260	3480	3690	3900			
							d	130	5360	5780	6200	6610	7010	7410			
	245/70R17.5	136	134	4480	8480	8,5	s	136	2940	3170	3400	3620	3840	4060	4270	**4480**	
							d	134	5550	5990	6420	6850	7270	7680	8080	**8480**	
	265/70R17.5	139	136	4860	8960	8	s	139	3340	3610	3870	4120	4370	4620	**4860**		
							d	136	6160	6640	7120	7590	8060	8510	**8960**		
19.5”	245/70R19.5	136	134	4480	8480	8,25	s	136	3010	3240	3480	3710	3930	4160	4380		
							d	134	5690	6140	6580	7010	7440	7860	8280		
	265/70R19.5	140	138	5000	9440	7,75	s	140	3530	3810	4080	4350	4610	4880			
							d	138	6650	7180	7700	8210	8710	9200			
	285/70R19.5	146	144	6000	11200	9	s	146	3750	4050	4340	4630	4910	5190	5470	5740	**6000**
							d	144	7000	7560	8100	8640	9170	9680	10200	10700	**11200**
		144	142	5000	9200	8,25	s	144	3760	4050	4350	4630	4920	5190	5470		
							d	142	7110	7670	8220	8760	9300	9830	10350		
	305/70R19.5	148	145	6300	11600	8,5	s	148	4130	4450	4770	5090	5400	5700	6010	**6300**	
							d	145	7590	8190	8780	9360	9940	10500	11060	**11600**	
22.5” & 24.5” low aspect ratio	255/70R22.5	140	137	5000	9200	8	s	140	3440	3710	3980	4240	4500	4750	**5000**		
							d	137	6320	6820	7310	7800	8270	8740	**9200**		
	275/70R22.5	152	148	7100	12600	9	s	152	4440	4790	5140	5480	5810	6140	6470	6790	**7100**
							d	148	7880	8500	9110	9720	10310	10890	11470	12040	**12600**
		148	145	6300	11600	9	s	148	3940	4250	4560	4860	5160	5450	5740	6020	**6300**
							d	145	7250	7830	8390	8950	9490	10030	10560	11090	**11600**
	275/80R22.5	149	146	6500	12000	8,5	s	149	4260	4590	4920	5250	5570	5890	6200	**6500**	
							d	146	7850	8480	9090	9690	10280	10860	11440	**12000**	
		148	145	6300	11600	8,5	s	148	4130	4450	4770	5090	5400	5700	6010	**6300**	
							d	145	7590	8190	8780	9360	9940	10500	11060	**11600**	
	295/55R22.5	147	145	6150	11600	9	s	147	3850	4150	4450	4750	5030	5320	5600	5880	**6150**
							d	145	7250	7830	8390	8950	9490	10030	10560	11090	**11600**
	295/60R22.5	150	147	6700	12300	9	s	150	4190	4520	4850	5170	5480	5800	6100	6410	**6700**
							d	147	7690	8300	8900	9490	10060	10640	11200	11760	**12300**
		149	146	6500	12000	9	s	149	4070	4390	4700	5020	5320	5620	5920	5210	**6500**
							d	146	7500	8100	8680	9250	9820	10380	10930	11470	**12000**
	295/80R22.5	154	150	7500	13400	8,5	s	154	4910	5300	5680	6060	6430	6790	7150	**7500**	
							d	150	8770	9460	10150	10820	11480	12130	12770	**13400**	
		152	148	7100	12600	8,5	s	152	4650	5020	5380	5730	6080	6430	6770	**7100**	
							d	148	8250	8900	9540	10170	10790	11400	12010	**12600**	
	305/70R22.5	153	150	7300	13400	9	s	153	4570	4930	5280	5630	5980	6310	6650	6980	**7300**
							d	150	8380	9040	9690	10330	10960	11590	12200	12810	**13400**
		152	148	7100	12600	9	s	152	4440	4790	5140	5480	5810	6140	6470	6790	**7100**
							d	148	7880	8500	9110	9720	10310	10890	11470	12040	**12600**
		150	148	6700	12600	8,5	s	150	4390	4730	5080	5410	5740	6070	6390	**6700**	
							d	148	8250	8900	9540	10170	10790	11400	12010	**12600**	
	315/60R22.5	154	148	7500	12600	9	s	154	4690	5060	5430	5790	6140	6490	6830	7170	**7500**
							d	148	7880	8500	9110	9720	10310	10890	11470	12040	**12600**
		152	148	7100	12600	9	s	152	4440	4790	5140	5480	5810	6140	6470	6790	**7100**
							d	148	7880	8500	9110	9720	10310	10890	11470	12040	**12600**
	315/70R22.5	156	150	8000	13400	9	s	156	5000	5400	5790	6170	6550	6920	7290	7650	**8000**
							d	150	8380	9040	9690	10330	10960	11590	12200	12810	**13400**
		154	150	7500	13400	9	s	154	4690	5060	5430	5790	6140	6490	6830	7170	**7500**
							d	150	8380	9040	9690	10330	10960	11590	12200	12810	**13400**
		152	148	7100	12600	8,5	s	152	4650	5020	5380	5730	6080	6430	6770	**7100**	
							d	148	8250	8900	9540	10170	10790	11400	12010	**12600**	
	315/80R22.5	158	150	8500	13400	8,5	s	158	5560	6010	6440	6860	7280	7700	8100	**8500**	
							d	150	8770	9460	10150	10820	11480	12130	12770	**13400**	
		156	150	8000	13400	8,5	s	156	5240	5650	6060	6460	6850	7240	7630	**8000**	
							d	150	8770	9460	10150	10820	11480	12130	12770	**13400**	
		154	150	7500	13400	8,25	s	154	5030	5430	5820	6200	6580	6950	7320		
							d	150	8980	9690	10390	11080	11750	12420	13080		
	355/50R22.5	154		7500		9	s	154	4690	5060	5430	5790	6140	6490	6830	7170	**7500**
		152		7100		8,5	s	152	4650	5020	5380	5730	6080	6430	6770	**7100**	
	375/50R22.5	156		8000		9	s	156	5000	5400	5790	6170	6550	6920	7290	7650	**8000**
	375/90R22.5	164	160	10000	18000	7,5	s	164	7230	7810	8370	8920	9470	**10000**			
							d	160	13020	14050	15060	16060	17040	**18000**			
	385/55R22.5	160		9000		9	s	160	5630	6070	6510	6940	7370	7780	8200	8600	**9000**
		158		8500		8,5	s	158	5560	6010	6440	6860	7280	7700	8100	**8500**	
	385/65R22.5	164		10000		9	s	164	6250	6750	7230	7710	8180	8650	9110	9560	**10000**
		160		9000		9	s	160	5630	6070	6510	6940	7370	7780	8200	8600	**9000**
		158		8500		8,5	s	158	5560	6010	6440	6860	7280	7700	8100	**8500**	
	445/75R22.5	170		12000		8	s	170	8240	8900	9540	10170	10790	11400	**12000**		
	455/45R22.5	166		10600		9	s	166	6630	7150	7670	8180	8670	9170	9650	10130	**10600**
	495/45R22.5	169		11600		9	s	169	7250	7830	8390	8950	9490	10030	10560	11090	**11600**
	305/75R24	154	149	7500	13000	8,5	s	154	4910	5300	5680	6060	6430	6790	7150	**7500**	
							d	149	8510	9180	9840	10490	11130	11770	12390	**13000**	
22.5” standard aspect ratio	10R22.5	144	142	5600	10600	8,5	s	144	3670	3960	4240	4520	4800	5070	5340	**5600**	
							d	142	6940	7490	8030	8560	9080	9600	10100	**10600**	
	11R22.5	152	148	7100	12600	8,5	s	152	4650	5020	5380	5730	6080	6430	6770	**7100**	
							d	148	8250	8900	9540	10170	10790	11400	12010	**12600**	
		148	145	6300	11600	8,5	s	148	4130	4450	4770	5090	5400	5700	6010	**6300**	
							d	145	7590	8190	8780	9360	9940	10500	11060	**11600**	
	12R22.5	154	150	7500	13400	8,5	s	154	4910	5300	5680	6060	6430	6790	7150	**7500**	
							d	150	8770	9460	10150	10820	11480	12130	12770	**13400**	
		152	148	7100	12600	8,5	s	152	4650	5020	5380	5730	6080	6430	6770	**7100**	
							d	148	8250	8900	9540	10170	10790	11400	12010	**12600**	
		150	148	6700	12000	8,5	s	150	4390	4730	5080	5410	5740	6070	6390	**6700**	
							d	148	8250	8900	9540	10170	10790	11400	12010	**12600**	
	13R22.5	156	150	8000	13400	8,75	s	156	5120	5520	5920	6310	6700	7080	7450	7820	
							d	150	8570	9250	9910	10570	11210	11850	12480	13100	
		154	150	7500	13400	8,5	s	154	4910	5300	5680	6060	6430	6790	7150	**7500**	
							d	150	8770	9460	10150	10820	11480	12130	12770	**13400**	
20” & 24”	8.25R20	136	134	4480	8480	7,5	s	136	3240	3500	3750	4000	4240	**4480**			
							d	134	6140	6620	7100	7570	8030	**8480**			
	9.00R20	140	137	5000	9200	7,25	s	140	3720	4010	4300	4590	4870				
							d	137	6840	7380	7910	8440	8950				
	10.00R20	146	143	6000	10900	8	s	146	4120	4450	4770	5090	5400	5700	**6000**		
							d	143	7490	8080	8660	9240	9800	10360	**10900**		
	11.00R20	150	146	6700	12000	8,25	s	150	4490	4850	5200	5540	5880	6210	6540		
							d	146	8040	8680	9310	9920	10530	11120	11710		
	12.00R20	154	150	7500	13400	8,5	s	154	4910	5300	5680	6060	6430	6790	7150	**7500**	
							d	150	8770	9460	10150	10820	11480	12130	12770	**13400**	
	14.00R20	164	160	10000	18000	7,5	s	164	7810	8370	8370	8920	9470	**10000**			
							d	160	13020	14050	15060	16060	17040	**18000**			
	12.00R24	160	156	9000	16000	8,5	s	160	5890	6360	6820	7270	7710	8150	8580	**9000**	
							d	156	10470	11300	12110	12910	13700	14480	15250	**16000**	
	325/95R24	162	160	9500	18000	8,5	s	162	6220	6710	7190	7670	8140	8600	9060	**9500**	
							d	160	11780	12710	13630	14530	15420	16290	17150	**18000**	

TRAILERS

Rim	Size	Load Index Single	Load Index Dual	Axle Load (kgs) Single	Axle Load (kgs) Dual	Max. Inflation (bar)	Single Dual	Load Index	Axle loads (kgs) at various inflation pressures (bar) 5.0	5.5	6.0	6.5	7.0	7.5	8.0	8.5	9.0
15”	7.50R15	135	133	4360	8240	8,5	s	135	2860	3080	3300	3520	3740	3950	4160	**4360**	
							d	133	5390	5820	6240	6650	7060	7460	7850	**8240**	
	8.25R15	143	141	5450	10300	8,5	s	143	3570	3850	4130	4400	4670	4940	5200	**5450**	
							d	141	6740	7280	7800	8320	8820	9320	9820	**10300**	
17.5”	9.5R17.5	143	141	5450	10300	8,75	s	143	3490	3760	4040	4300	4560	4820	5080	5330	
							d	141	6590	7110	7620	8130	8620	9110	9590	10070	
	205/65R17.5	130	130	3800	7600	8,5	s	130	2490	2690	2880	3070	3260	3440	3630	**3800**	
							d	130	4980	5370	5760	6140	6510	6880	7250	**7600**	
		129	127	3700	7000	9	s	129	2320	2500	2680	2860	3030	3200	3370	3540	**3700**
							d	127	4380	4730	5070	5400	5730	6050	6380	6690	**7000**
	215/75R17.5	135	133	4360	8240	8,5	s	135	2860	3080	3300	3520	3740	3950	4160	**4360**	
							d	133	5390	5820	6240	6650	7060	7460	7850	**8240**	
	235/75R17.5	144	144	5600	11200	8,75	s	144	3580	3870	4150	4420	4690	4960	5220	5480	
							d	144	7160	7730	8290	8830	9570	9910	10430	10950	
		143	141	5450	10300	8,75	s	143	3490	3760	4040	4300	4560	4820	5080	5330	
							d	141	6590	7110	7620	8130	8620	9110	9590	10070	
	245/70R17.5	146	146	6000	12000	8,75	s	146	3840	4140	4440	4740	5020	5310	5590	5870	
							d	146	7670	8280	8880	9470	10040	10610	11170	11730	
		143	141	5450	10300	8,75	s	143	3490	3760	4040	4300	4560	4820	5080	5330	
							d	141	6590	7110	7620	8130	8620	9110	9590	10070	
19.5”	245/70R19.5	141	140	5150	10000	8,5	s	141	3370	3640	3900	4160	4410	4660	4910	**5150**	
							d	140	6550	7060	7570	8070	8570	9050	9530	**10000**	
	265/70R19.5	143	141	5450	10300	8,5	s	143	3570	3850	4130	4400	4670	4940	5200	**5450**	
							d	141	6740	7280	7800	8320	8820	9320	9820	**10300**	
		140	138	5000	9440	7,75	s	140	3530	3810	4080	4350	4610	4880			
							d	138	6650	7180	7700	8210	8710	9200			
	285/70R19.5	150	148	6700	12600	9	s	150	4190	4520	4850	5170	5480	5800	6100	6410	**6700**
							d	148	7880	8500	9110	9720	10310	10890	11470	12040	**12600**
	425/55R19.5	160		9000		9	s	160	5630	6070	6510	6940	7370	7780	8200	8600	**9000**
	435/50R19.5	160		9000		9	s	160	5630	6070	6510	6940	7370	7780	8200	8600	**9000**
22.5”	11R22.5	148	145	6300	11600	8,5	s	148	4130	4450	4770	5090	5400	5700	6010	**6300**	
							d	145	7590	8190	8780	9360	9940	10500	11060	**11600**	
		146	143	6000	10900	8,5	s	146	3930	4240	4550	4850	5140	5430	5720	**6000**	
							d	143	7130	7700	8250	8800	9340	9870	10390	**10900**	
	385/65R22.5	164		10000		9	s	164	6250	6750	7230	7710	8180	8650	9110	9560	**10000**
		160		9000		9	s	160	5630	6070	6510	6940	7370	7780	8200	8600	**9000**
		158		8500		8,5	s	158	5560	6010	6440	6860	7280	7700	8100	**8500**	
	385/55R22.5	160		9000		9	s	160	5630	6070	6510	6940	7370	7780	8200	8600	**9000**
		158		8500		8,5	s	158	5560	6010	6440	6860	7280	7700	8100	**8500**	
	435/50R22.5	164		10000		9	s	164	6250	6750	7230	7710	8180	8650	9110	9560	**10000**
	425/65R22.5	165		10300		8,25	s	165	6910	7450	7990	8520	9040	9550	10050		
	445/65R22.5	169		11600		9	s	169	7250	7830	8390	8950	9490	10030	10560	11090	**11600**
	455/40R22.5	160		90000		9	s	160	5630	6070	6510	6940	7370	7780	8200	8600	**9000**
	9R22.5	136	134	4480	8480	8,25	s	136	3010	3240	3480	3710	3930	4160	4380		
							d	134	5690	6140	6580	7010	7440	7860	8280		

LEGEND

s = single mounted axle d = dual mounted axle

RECOMMANDATIONS

- Tyres should be inflated to the pressures indicated in the tables (Inflation pressures corresponding to the “in service” axle loads)
- Tyre inflation pressure to be checked on a bi-weekly basis
- Pressure checks to be done on “cold” tyres
- An increasing tyre pressure during running is normal and shall not be adjusted

NOTES

- Load limits and Inflation pressures are based on ETRTO Standards
- Load capacity differs depending on single mounted or dual mounted use
- Nominal loads in bold

OVERINFLATION – CONSEQUENCES

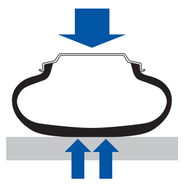

- Unbalanced wear
- Reduced penetration and impact fracture resistances
- Tendency to heel and toe wear (Especially on lug type tyres)
- Reduced driver comfort
- Increased vehicle damage (Wear of suspension components, crackedwelds, broken leaf springs, etc.)
- Higher risk of payload damage
- Poor vehicle handling – specially rear axle

UNDERINFLATION – CONSEQUENCES

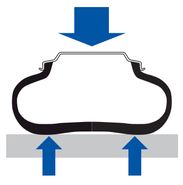

- Unbalanced wear
- Higher fuel consumption
- Risk of compound reversion (due to heat generation) and subsequent separation
- Bead area (ply and/or chipper ending) separations
- Heavy rim chafing
- Poor vehicle handling – unstable straight ahead, slow steering reactions, increased lateral sway

PRESSURE CONVERSION

kpa	bar	lbsin² (p.s.i.)	kg/cm²
100	1.0	15	1.0
150	1.5	22	1.5
200	2.0	29	2.0
250	2.5	36	2.6
300	3.0	44	3.1
350	3.5	51	3.6
400	4.0	58	4.1
450	4.5	65	4.6
500	5.0	73	5.1
550	5.5	80	5.6
600	6.0	87	6.1
650	6.5	94	6.6
700	7.0	102	7.1
750	7.5	109	7.7
800	8.0	116	8.2
850	8.5	123	8.7
900	9.0	131	9.2
950	9.5	138	9.7
1000	10.5	145	10.2
1050	10.5	152	10.7

LOAD INDEX (LI)

LI	kg	LI	kg	LI	kg	LI	kg	LI	kg	LI	kg
60	250	80	450	100	800	120	1400	140	2500	160	4500
61	257	81	462	101	825	121	1450	141	2575	161	4625
62	265	82	475	102	850	122	1500	142	2650	162	4750
63	272	83	487	103	875	123	1550	143	2725	163	4875
64	280	84	500	104	900	124	1600	144	2800	164	5000
65	290	85	515	105	925	125	1650	145	2900	165	5150
66	300	86	530	106	950	126	1700	146	3000	166	5300
67	307	87	545	107	975	127	1750	147	3075	167	5450
68	315	88	560	108	1000	128	1800	148	3150	168	5600
69	325	89	580	109	1030	129	1850	149	3250	169	5800
70	335	90	600	110	1060	130	1900	150	3350	170	6000
71	345	91	615	111	1090	131	1950	151	3450		
72	355	92	630	112	1120	132	2000	152	3550		
73	365	93	650	113	1150	133	2060	153	3650		
74	375	94	670	114	1180	134	2120	154	3750		
75	387	95	690	115	1215	135	2180	155	3875		
76	400	96	710	116	1250	136	2240	156	4000		
77	412	97	730	117	1285	137	2300	157	4125		
78	425	98	750	118	1320	138	2360	158	4250		
79	437	99	775	119	1360	139	2430	159	4375		

SPEED INDEX (SI)

SI	Speed	SI	Speed
A1	5	K	110
A2	10	L	120
A3	15	M	130
A4	20	N	140
A5	25	P	150
A6	30	Q	160
A7	35	R	170
A8	40	S	180
B	50	T	190
C	60	U	200
D	65	H	210
E	70	V	240
F	80	W	<270
G	90	Z	>240
J	100	Y	≤300

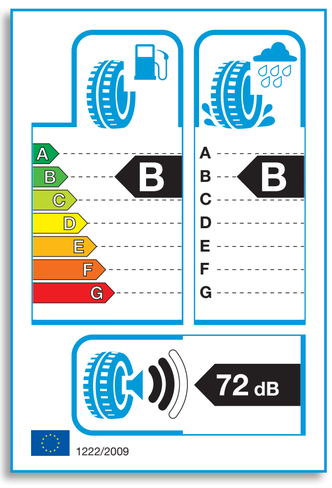

TRUCK TYRE LABEL

Commercial vehicle operators are to be helped in choosing their tyres thanks to new legislation. Tyre labelling, which the European Union will apply from 1st November 2012, will ensure that tyres sold in the EU are accompanied by data related to their fuel efficiency, wet grip and exterior noise.

Clear and informative, the label information resembles that on existing energy efficiency labels with **A** being the highest performing and **G** currently the lowest.

WHAT DOES CHANGE?

Dealers have to **provide information** about the tyre label to the buyer at the time of purchase.

This can be done in two different ways:

- By including the information on the receipt
- By handing over a separate note

WHAT DOES IT MEAN?

FUEL EFFICIENCY / ROLLING RESISTANCE
A = Most fuel efficient tyre
F = Least fuel efficient tyre
(Class G will not be used for truck tyres)

A rolling tyre deforms and dissipates energy, and is one of the resistive forces acting on a vehicle. The energy that is lost in this way is known as ‘rolling resistance’ and directly impacts on fuel consumption and the environment. With lower rolling resistance the tyre deformation requires less energy, less fuel and, in turn, less CO_2 is emitted. A win-win situation.
Effects may vary according to the vehicle and driving conditions. However, the difference between a complete set of new A-class and F-class tyres could reduce a truck’s fuel consumption by up to 15%.*

WET GRIP / BRAKING
A = Shortest braking distance
F = Longest braking distance
(Class G will not be used for truck tyres)

Tyres with excellent grip in the wet have shorter braking distances on slippery roads, essential for safety.
Effects may vary according to the vehicle, driving conditions and test method adopted. However, in the case of full braking, the difference between A-class and F-class tyres could be up to 30% shorter braking distance. This means for a typical truck driving at 80 km/h up to 25 m shorter braking distance.**

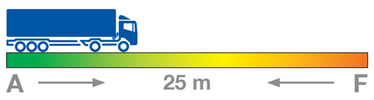

NOISE EMISSION / EXTERIOR NOISE
Measured in decibels (dB)
Three classes

A tyre’s exterior noise grading is expressed in decibels (dB) and accompanied by one, two or three sound waves on the label.
One wave corresponds to the quietest tyre, three to the noisiest. In fact, three waves is the current limit, while two meets future laws and one is a further 3dBs below. The quieter the tyre the more environmental-friendly it is.

* Calculations based on tests made by the Goodyear Innovation Centre Luxembourg 2012. For more details see verso.
** The calculation is based on a typical truck with semi-trailer operating at 40 tonnes GTW.

www.goodyear.eu/truck

GOODYEAR
Safety together